

woodworkers window hardware

window hardware

friction stays

■ 329S (pictured) 300mm with restrictor - 30kgs

stainless casement or awning friction stay

- 387S 203mm - 12kgs
- 388S 414mm - 30kgs
- 389S 503mm awning only - 24kgs
- 390S 602mm awning only - 35kgs

HEAVY DUTY

- 391S 263mm - 34kgs
- 392S 414mm - 63kgs
- 393S 567mm - 74kgs
- 394S 683mm - 90kgs awning only


how to install a casement sash video



whitco friction stays pair

- 395Z 200mm - 10kgs
- 396Z 300mm - 11.8kgs

casement + shutter restraints



■ 330B cable restrictor

■ 330W cable restrictor

■ 360S interlock safety restraint

■ 334G shutter "s" bracket to suit weatherboard

■ 304S casement bar stay 300mm

■ 304G casement bar stay 300mm

■ 304B casement bar stay 300mm

■ 304AC casement bar stay 300mm

■ 305S drop down telescopic stay (pictured)

■ 306S screw down telescopic stay

■ 305G drop down telescopic stay (pictured)

■ 306G screw down telescopic stay

■ 305AC drop down telescopic stay

■ 306AC screw down telescopic stay (pictured)

■ 305B black drop down telescopic stay available

■ 324S quad stay

■ 324G quad stay

■ 324B quad stay

■ 324AC quad stay

fanlight hardware



■ 312S fanlight catch

■ 312G fanlight catch

■ 312B fanlight catch

■ 327S map rod while stocks last

■ 327B map rod while stocks last

■ 327G map rod

locking chain winders

Whitco



■ 307S locking chain winder

■ 307BRW locking chain winder

■ 307B locking chain winder

■ 307W locking chain winder

key lockable catches



■ 316S locking casement lever universal

■ 316G locking casement lever universal

■ 316B locking casement lever universal

■ 318W locking casement lever left hand

■ 326AC left hand

locking casement lever on side stile

locking casement lever on bottom rail

■ 317W locking casement lever right hand

■ 325AC right hand

non-keyed catches



■ 301S teardrop casement fastener

■ 301B teardrop casement fastener

■ 302S square end casement fastener

■ 302B square end casement fastener

■ 311S casement fastener

■ 301G teardrop casement fastener

■ 301AC teardrop casement fastener

■ 302G square end casement fastener

■ 302B monkey tail casement fastener

■ 311G casement fastener

cockspurs



■ 303S window spur catch

■ 303G window spur catch

■ 303B window spur catch

■ 303AC window spur catch

■ 335S window spur catch contemporary

handles



■ 321S offset D pull handle

■ 321W offset D pull handle

■ 321G offset D pull handle

■ 321B offset D pull handle

push locks



■ 320S push lock

■ 320B push lock

■ 320W push lock



■ 341S hook hinge galvanised

■ 313S fanlight cleat 75mm

■ 313G fanlight cleat 75mm

■ 313B fanlight cleat 75mm

■ 314G fanlight pivot

■ 314S fanlight pivot

■ 314B fanlight pivot

window kits

fitch locks



sash locks + holds



lifts



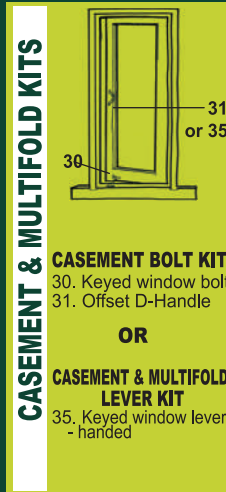
sliding window hardware




gas struts




CASEMENT WINDOW KIT



CASEMENT WINDOW KIT - SILVER



CASEMENT WINDOW KIT - GOLD



CASEMENT WINDOW KIT - BLACK



CASEMENT WINDOW KIT - WHITE



DOUBLE HUNG WINDOW KIT



DOUBLE HUNG WINDOW KIT - SILVER



DOUBLE HUNG WINDOW KIT - GOLD



DOUBLE HUNG WINDOW KIT - BLACK



DOUBLE HUNG WINDOW KIT - WHITE



HOPPER WINDOW KIT



HOPPER WINDOW KIT - SILVER



HOPPER WINDOW KIT - GOLD



HOPPER WINDOW KIT - BLACK



HOPPER WINDOW KIT - WHITE



SLIDING WINDOW KIT



SLIDING WINDOW KIT - SILVER



SLIDING WINDOW KIT - GOLD



SLIDING WINDOW KIT - BLACK




SLIDING WINDOW KIT - WHITE



woodworkers louvre galleries + accessories

louvre galleries



■ 372B
152mm
louvre
galleries
black

■ 376B
security
bar option
black

□ 374W
white weather
strip

■ 374B
weather
strip black

■ 373B
□ 373W
lockable
handle option
for 102 and 152mm
louvre galleries
(side mullion required)

■ 371B □ 371W
102mm adjustable
louvre galleries

number of blades	gallery height	handle quantity
3	292mm	1
4	381mm	1
5	470mm	1
6	559mm	1
7	648mm	1
8	737mm	2
9	826mm	2
10	914mm	2
11	1003mm	2
12	1092mm	2
13	1181mm	2
14	1270mm	2
15	1359mm	3
16	1448mm	3
17	1537mm	3
18	1626mm	3
19	1715mm	3
20	1803mm	3
21	1892mm	3
22	1981mm	4
23	2070mm	4
24	2159mm	4
25	2248mm	4
26	2337mm	4
27	2426mm	4
28	2515mm	4
29	2604mm	5
30	2693mm	5

■ 372B □ 372W
152mm adjustable
louvre galleries

number of blades	gallery height	handle quantity
2	305mm	1
3	445mm	1
4	584mm	1
5	724mm	1
6	864mm	1
7	1003mm	2
8	1143mm	2
9	1283mm	2
10	1422mm	2
11	1562mm	2
12	1702mm	2
13	1842mm	3
14	1981mm	3
15	2121mm	3
16	2261mm	3
17	2401mm	3
18	2540mm	3
19	2680mm	4
20	2820mm	4

□ 372W
white 152mm
louvre galleries

NOTES

- All controls are on the left hand gallery as standard. Right hand controls available to order.
- Maximum 7 blades per control on 102mm galleries and 6 blades on 152mm galleries.
- Key locking option available at additional cost.
- Glass louvre galleries take 152 x 6mm or 102 x 6mm polished edge glass blades.
- Timber louvre galleries are available that accept 102 x 13.5mm or 152 x 13.5mm profile timber blades.
- Standard colours are black, pearl white + silver anodised.

add 6mm to heights for weatherstrip

add 6mm to heights for weatherstrip

spirals + pulleys



spiral balances are only available in black tube.




removing & refitting spiral balances video

Whitco®

spiral number	body length
361 - 20	320mm
361 - 22	345mm
361 - 26	395mm
361 - 28	420mm
361 - 30	470mm
361 - 32	495mm
361 - 34	525mm
361 - 36	550mm
361 - 38	575mm
361 - 310	600mm
361 - 40	625mm
361 - 42	650mm
361 - 44	675mm
361 - 46	700mm

spiral number	body length
361 - 48	725mm
361 - 410	750mm
361 - 50	775mm
361 - 52	800mm
361 - 54	830mm
361 - 56	855mm
361 - 58	880mm
361 - 510	905mm
361 - 60	930mm
361 - 62	955mm
361 - 64	980mm
361 - 68	1030mm
361 - 70	1085mm
361 - 72	1110mm

Heavy duty Schlegel spiral balances are also available in white and black which are custom made for specific weights. They are POA and have extended lead times



■ 336G
sash
pulley

342
sash weight
1kg, 8.5kg & 12.5kg

338
sash
pulley cord

■ 340G
ball
bearing
sash pulley

■ 339G
sash
pulley
chain

■ 337S
counter
weighted
double pulley

glazing accessories



351
glass
manifestation
adhesive tape

358
glazing
silicone
for timber
neutral cure
300g

other stuff



□ 344S
window hood
privacy screen
strut
stainless steel 425mm



359
door lifter
allows hands free
adjustment of
door height when fitting hinges

pet doors

DOG DOORS FOR INSTALLATION IN SOLID DOORS



two way locking
magnetic close

□ 345W **small**
flap size
175(W) x 240mm(H)
dog shoulder height 230mm

□ 346W **medium**
flap size
225(W) x 290mm(H)
dog shoulder height 460mm

□ 347W **large**
flap size
295(W) x 425mm(H)
dog shoulder height 550mm



■ 346BRW **medium**
flap size
228(W) x 267mm(H)
dog shoulder height 425mm

■ 347BRW **large**
flap size
305(W) x 356mm(H)
dog shoulder height 515mm



PET DOOR FOR INSTALLATION IN GLASS
clear polycarbonate with weatherseal
and 4 way locking system.

cat door

348
overall size: 280mm
flap size: 185(W) x 205mm(H)
also suitable for
small dogs

dog door

349
435mm
295(W) x 300mm(H)
semi large dogs
430mm shoulder
(golden retriever)

vents



■ 350S
RETURN AIR VENT
aluminium 620(W) x 220mm(H)
cutout size: 595(W) x 195mm(H)
available in clear anodized and 16
powder coat colours
(quantity restrictions apply)